

# How to Set-up Maxal Aluminum Drums

## 1000, 4000, and 5000 Aluminum Drums

### S T E P 1

Remove the lid from the drum.



### S T E P 2

Remove the wire tie on the plastic bag and then pull the bag down over the drum.



### S T E P 3

Remove the wood slats and release the rubber bands to the bottom of the drum. Center the rubber bands in the bottom of the drum.



### S T E P 4

Grasp the end of the wire and hold onto it while removing and discarding the cardboard ring. Pressure should be applied to the wire to prevent it from springing out of the drum.



Maxal ■ 1631 International Drive Traverse City, MI 49686 ■ 231-933-1234  
Customer Service 1-800-424-1543 ■ [www.maxal.com](http://www.maxal.com)





## STEP 5 (1000/4000 Series)

(1)



Clip the loop from the end of the wire and insert the Top Hat Spinner device in the drum (1) and thread the wire into the device (2).

(2)



## STEP 5 (5000 Series)



Clip the loop from the end of the wire and place the clear plastic ring on top of the wire drum. The edges of the plastic ring must be pointing up and the wire must feed through the center of the ring for proper payout.




## STEP 6

Remove any burrs or flashing in the blue drum tube and connect it to the feeder and the Drum Tube Connect Kit.

## STEP 7

Thread the wire into the Drum Tube Connector Kit/drum tube and the blue conduit.

The drum tube (blue tube 418750-005) should protrude 1/4" below the Drum Tube Connect Kit (418750-004).



## STEP 8


Push wire through the conduit and into feed roll system. Jog the wire through the welding gun and out the contact tube several feet.

Maxal ■ 1631 International Drive Traverse City, MI 49686 ■ 231-933-1234  
Customer Service 1-800-424-1543 ■ www.maxal.com





## Components for Maxal Aluminum Drums



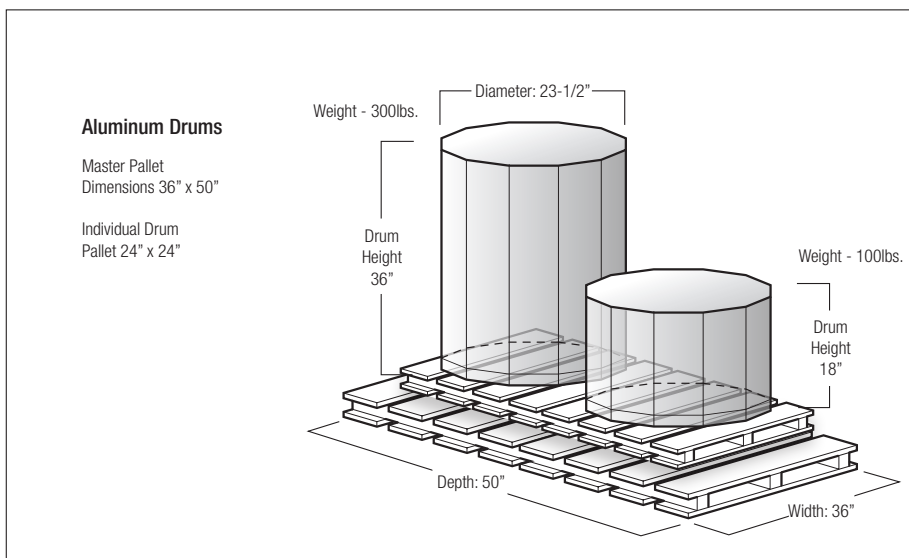
### 1000/4000 Series

A, B, C, E

### 5000 Series

A, B, D, E

- A Drum Cone (Part Number 418750-001)
- B Drum Tube Connect Kit (Part Number 418750-004)
- C Top Hat Spinner 1000/4000 Series only (Part Number 418750-003)
- D Drum Ring 5000 Series only (Part Number 418750-002)
- E Drum Tube, order by the foot (Part Number 418750-005)
- F Feeder Inlet Guide Adaptor (feeder specific)



Maxal ■ 1631 International Drive Traverse City, MI 49686 ■ 231-933-1234  
Customer Service 1-800-424-1543 ■ www.maxal.com



INDEX: MX101 110701

